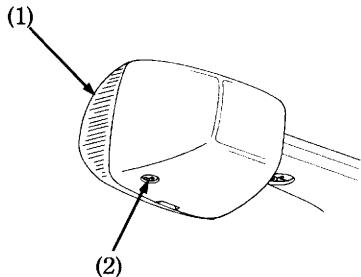
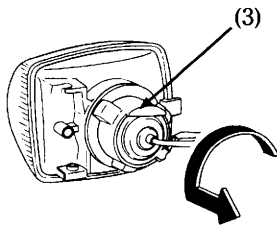


Front/Rear Turn Signal Bulb

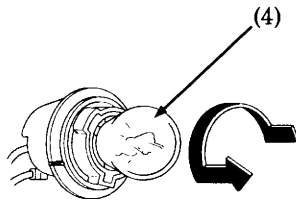
1. Remove the turn signal lens (1) removing the screw (2).
2. Turn the socket (3) 90° counterclockwise and remove it.
3. Slightly press the bulb (4) and turn it counterclockwise.
4. Install a new bulb in the reverse order of removal.



- (1) Turn signal lens
(2) Screws



- (3) Socket



- (4) Bulb