


2. Remove the dowel pins (3) and cylinder gasket (4).

NOTICE

Do not let the dowel pins fall into the crankcase.




(3) dowel pins

(4) cylinder gasket

Piston Removal

1. Place clean shop towels in the crankcase to keep the piston pin clips, or other parts, from falling into the crankcase.
2. Remove the piston pin clips (1) using a pair of needle-nose pliers.
3. Press the piston pin (2) out of the piston (3), and remove the piston.

Under racing conditions, the piston and rings should be replaced every 6 races or about every 15.0 hours of running. Replace the piston pin every 6 races or about every 15.0 hours of running.



(1) piston pin clips
(2) piston pin


(3) piston

Piston Ring Removal

Spread each piston ring (1) and remove by lifting it up at a point just opposite the gap.

NOTICE

Do not damage the piston ring by spreading the ends too far.



(1) piston ring