











Maintenance Schedule

Items	Pre-ride Check P. 37	Odometer Reading*1						Annual Check	Regular Replace	Refer to page
		× 1,000 km	1	12	24	36	48			
		× 1,000 mi	0.6	8	16	24	32			
Fuel Line				I	I	I	I	I		-
Fuel Level	I									30
Throttle Operation		I		I	I	I	I	I		69
Air Cleaner*2					R		R			47
Crankcase Breather*3				C	C	C	C	C		70
Spark Plug					I		R			-
Valve Clearance					I		I			-
Engine Oil	I		R	R	R	R	R	R		54
Engine Oil Filter			R	R	R	R	R	R		54
Engine Idle Speed			I	I	I	I	I	I		-
Radiator Coolant*4	I			I	I	I	I	I	3 Years	57
Cooling System				I	I	I	I	I		-
Secondary Air Supply System				I	I	I	I	I		-
Drive Chain	I		Every 1,000 km (600 mi):				I L			62

Maintenance

Maintenance Level

-  : Intermediate. We recommend service by your dealer, unless you have the necessary tools and are mechanically skilled. Procedures are provided in an official Honda Shop Manual.
-  : Technical. In the interest of safety, have your motorcycle serviced by your dealer.

Maintenance Legend

- I** : Inspect (clean, adjust, lubricate, or replace if necessary)
- C** : Clean
- L** : Lubricate
- R** : Replace

continued 35