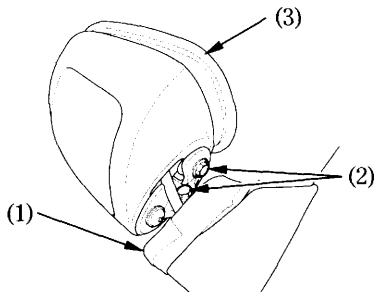


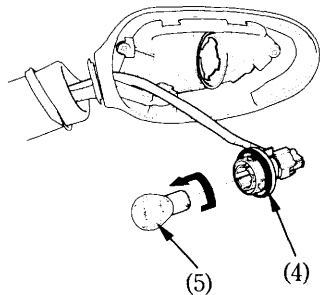
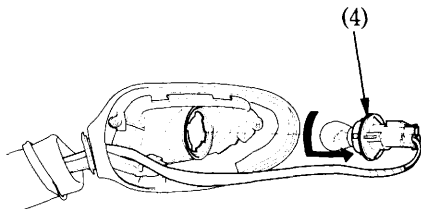
Front Turn Signal Bulb

1. Turn over the rearview mirror boot (1).
2. Remove the two mounting bolts (2) and the rearview mirror (3).
3. Turn the socket (4) 90° counterclockwise, and remove it.
4. Slightly press the bulb (5) and turn it counterclockwise.
5. Install a new bulb in the reverse order of removal.



- (1) Boot
(2) Bolts

(3) Rearview mirror



- (4) Socket
(5) Bulb