



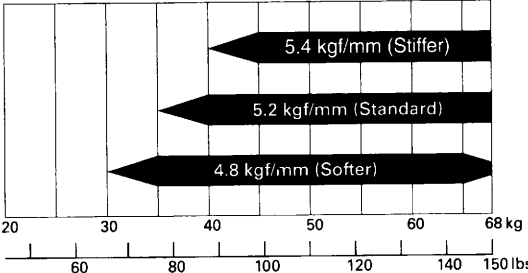








Optional Parts List (ED, U Type)

FRAME		Remarks
Shock springs	CRF150RB	
	Softer	4.8 kgf/mm (268.8 lbf/in)  Red mark
	Standard	5.0 kgf/mm (280.0 lbf/in)  White mark
	Stiffer	5.2 kgf/mm (291.2 lbf/in)  No mark
		5.4 kgf/mm (302.4 lbf/in)  Black mark

Rider Weight



The maximum load capacity is 68 kg (150 lbs).
Rider weight must not exceed this limit.

FRAME		Remarks
Fork springs	CRF150R	
	Softer	0.32 kgf/mm (17.9 lbf/in)  2 coils at one end; 1 coil at other end
	Standard	0.34 kgf/mm (19.0 lbf/in)  1 coil at both ends
	Stiffer	0.36 kgf/mm (20.2 lbf/in)  1 scribe mark
	CRF150RB	
	Softer	0.34 kgf/mm (19.0 lbf/in)  1 coil at both ends
	Standard	0.36 kgf/mm (20.2 lbf/in)  1 scribe mark
	Stiffer	0.38 kgf/mm (21.3 lbf/in)  2 scribe mark