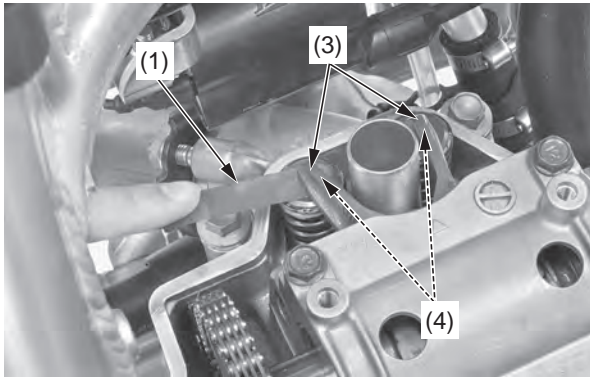


Valve Clearance

3. Measure the exhaust valve clearance by inserting a feeler gauge (1) between the exhaust rocker arms (3) and shims (4).



- (1) feeler gauge
- (3) exhaust rocker arms
- (4) exhaust valve shims


Valve Clearance:

IN: 0.16 ± 0.03 mm (0.006 ± 0.001 in)
EX: 0.28 ± 0.03 mm (0.011 ± 0.001 in)

If intake valve clearance and exhaust valve clearance need adjustment, see *Camshaft Removal* (this page) and select the correct shim for each valve.

Camshaft Removal

1. Record the intake valve and exhaust valve clearances (page 73). Make sure the piston is at TDC on the compression stroke (page 72).
2. Remove the cam chain tensioner lifter cover bolt (1) and sealing washer (2).

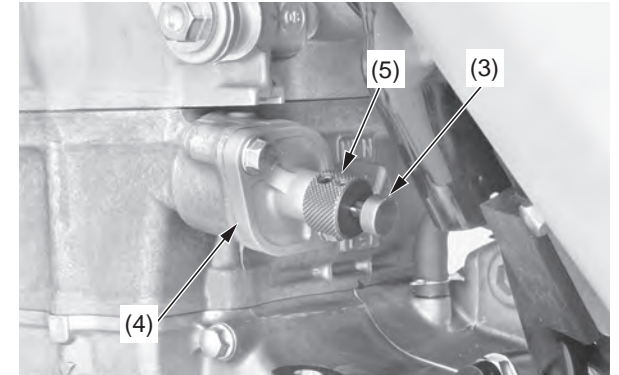


- (1) cam chain tensioner lifter cover bolt
- (2) sealing washer

3. Insert the tensioner stopper (3) into the cam chain tensioner lifter (4).

Turn the tensioner stopper clockwise and lock the cam chain tensioner lifter by pushing the handle (5) to the cam chain tensioner lifter.

- Tensioner stopper 070MG-0010100



- (3) tensioner stopper
- (4) cam chain tensioner lifter
- (5) handle