


19. Remove the dowel pins (22) and cylinder head gasket (23).

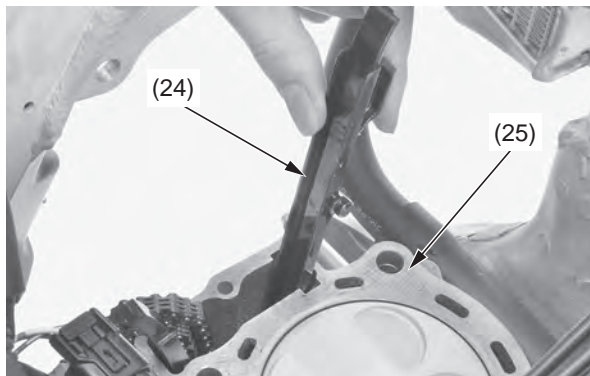
NOTICE

Do not let the dowel pins and cam chain fall into the crankcase.



(22) dowel pins
(23) cylinder head gasket

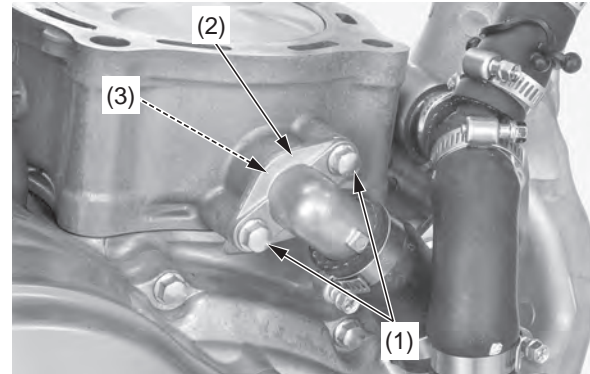
20. Remove the cam chain guide (24) from the cylinder (25).



(24) cam chain guide
(25) cylinder

Cylinder Removal

1. Remove the water hose joint bolts (1), water hose joint (2) and O-ring (3).




(1) water hose joint bolts (3) O-ring
(2) water hose joint

2. Remove the cylinder (4) while holding the piston (5).

NOTICE

*Do not let the cam chain fall into the crankcase.
Do not pry on or strike the cylinder.*




(4) cylinder (5) piston

3. Remove the dowel pins (6) and cylinder gasket (7).

NOTICE

Do not let the dowel pins fall into the crankcase.



(6) dowel pins (7) cylinder gasket