


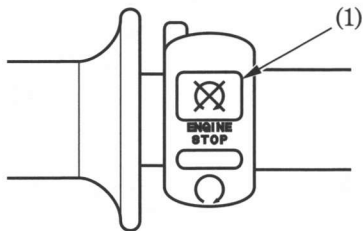


## ENGINE STOP SWITCH

The engine stop switch (1) is next to the left handlebar grip. When the switch is in the  (RUN) position, the engine will operate. When the switch is in the  (OFF) position, the engine will not operate. This switch is intended primarily as a safety or emergency switch and should normally remain in the  (RUN) position.



(1) Engine stop switch