

ADJUSTABLE BACKREST

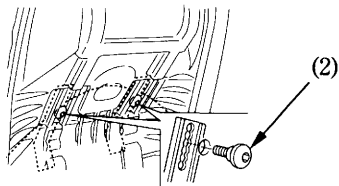
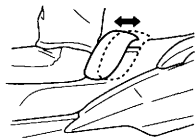
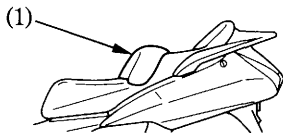
The seat is equipped with a backrest (1) which allows the seat to be adjusted according to the riders preference or physical condition.

To Adjust:

Open the seat (page 56), remove the bolts (2) on the back and move the backrest back and forth according to the riders preference or physical condition.

Install the bolts.

After cleaning or running in the rain, wipe off water collected under the backrest before the scooter again.



(1) Backrest

(2) Bolts