



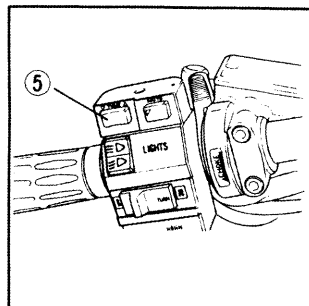

sensitivity Switch (4):

This can be set to one of four positions: AM-DX, AM-local, FM-DX, and FM-local. When set to “LO 


To receive stations with weak or distant signals, set to “DX 


Manual/Auto Search Buttons (Remote control) (5):

You can find the station you wish by manual or auto search.

When the “UP A line drawing of a car stereo control panel. A circled number '5' is positioned to the left of the panel, with a line pointing to a set of three buttons: an 'AUTO' button at the top, a 'MEMORY' button in the middle, and a 'SEARCH' button at the bottom. The 'SEARCH' button has an upward-pointing triangle on its left side and a downward-pointing triangle on its right side. To the right of these buttons is a 'LIGHTS' indicator and a 'TUNE' knob. The drawing shows the stereo is mounted in a car's dashboard.


Conmutador selector (4):

Este conmutador puede ponerse en una de cuatro posiciones: AM-DX, AM-local, FM-DX y FM-local. Cuando se ajuste en la posición “LO 

Para recibir estaciones con señales débiles o distantes, ajustarlo en la posición “DX 

Botones de búsqueda manual/automática (control remote) (5):

La estación deseada puede encontrarse manual o automáticamente.

Cuando se presione el botón “UP 

128