

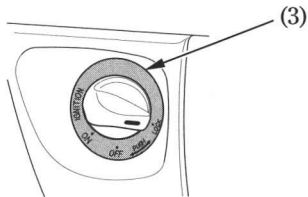
Input:

Example: ID number **[012345]**

Press the seat lock release button (1) desired number times and then press the ignition switch (2) once to fix.

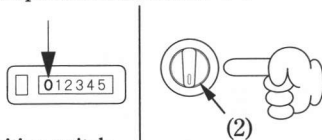
1. Press the ignition switch. Ignition switch illumination lights blue. Enter the ID number input mode.

- If the ignition switch illumination (3) does not light blue, the battery may be low. See your Honda dealer.



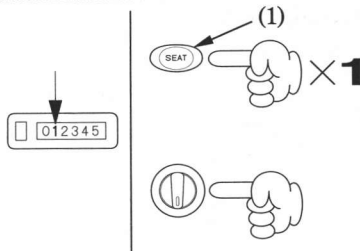
(3) Ignition switch illumination

2. Press the ignition switch once without pressing the seat lock release button. This operation indicates "0".



(2) Ignition switch

3. Press the seat lock release button once and press the ignition switch once. This operation indicates "1".



(1) Seat lock release button