

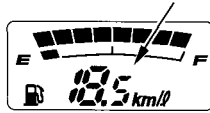
### Current fuel consumption

Indicates the momentary fuel consumption of each 15 seconds during engine operation. With motorcycle speed 5 km/h or below “-” is displayed.

The E type uses mile/l or km/l, the ED and F type in km/l or l/100 km, and U type in km/l.

When “-” blinks, go to your Honda dealer.

Current fuel consumption



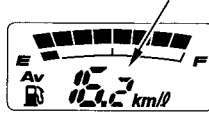
### Average fuel consumption

The average fuel consumption after reset until that moment is indicated every 15 seconds.

The E type uses mile/l or km/l, the ED and F type in km/l or l/100 km, and U type in km/l.

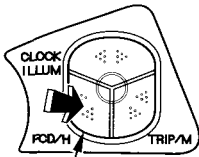
When “-” blinks, go to your Honda dealer.

Average fuel consumption



### To reset average fuel consumption:

Press and hold the FCD/H button with the display in the average fuel consumption.



FCD/H button

