

FEATURES

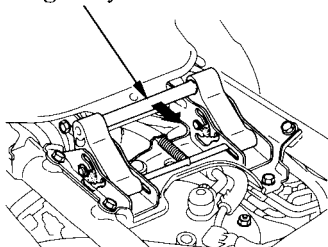
(Not required for operation)

The front seat can be adjusted in three steps in an increment of 15 mm (0.6 in). Adjust the height according to your preference as described below.

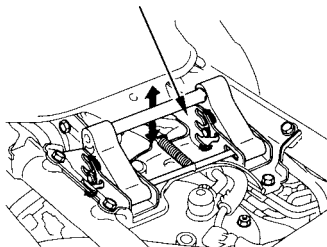
To Adjust the Height of the Seat

1. Remove the front and rear seat (page 57).
2. Slide the seat height adjuster toward the rear, then set it in the guide.

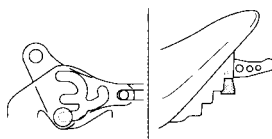
Seat height adjuster



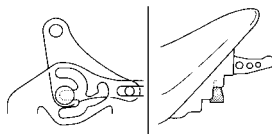
Guide



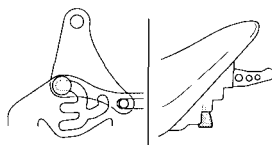
Be sure to align the hole in the rear of the front seat with the adjuster when install the front seat.



LOW position



MID position



HIGH position

3. Install the front and rear seat (page 56).