

FEATURES

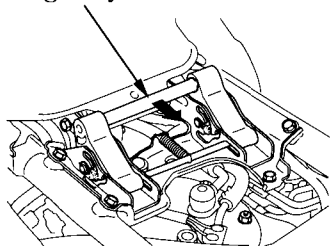
(Not required for operation)

The seat can be adjusted to one of three positions in 15 mm (0.6 in) increments. Adjust the height according to your preference as described below.

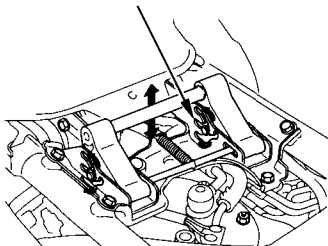
To Adjust the Height of the Seat:

1. Remove the seat and rear cowl (page 53).
2. Slide the seat height adjuster toward the rear, then set it in the guide.

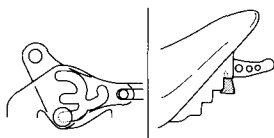
Seat height adjuster



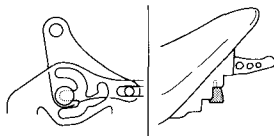
Guide



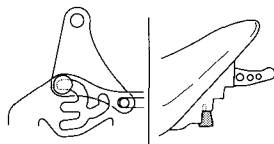
Be sure to align the hole in the rear of the seat with the adjuster when install the seat. Tighten the bolt securely.



LOW position



MID position



HIGH position

3. Install the seat and rear cowl (page 53).