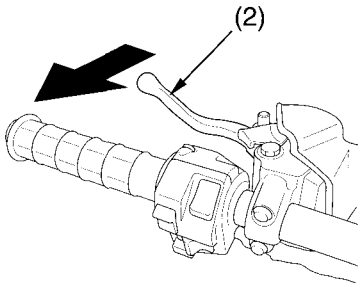


Controls & Features

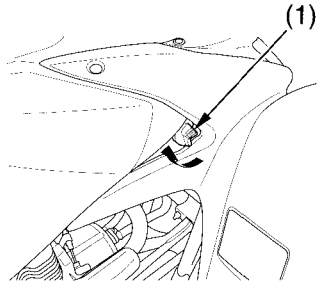
Reverse Assist Lever

The reverse assist lever (1), located on the right side of the fuel tank, is used to shift into reverse. To operate, pull in the clutch lever/parking brake lever (2) with your ATV stopped. Leaving your left hand on the clutch lever/parking brake lever, remove your right hand from throttle and turn the reverse assist lever. While turning the reverse assist lever, depress the shift lever (3) to reach the reverse gear (below neutral). See *Riding in Reverse* page 53.

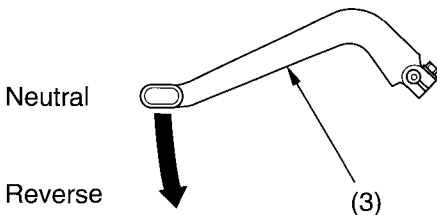
LEFT HANDLEBAR



RIGHT SIDE



LEFT SIDE



- (1) reverse assist lever
(2) clutch lever/parking brake lever

- (3) shift lever