


## AIR CLEANER


The air cleaner element accumulates dust and must be cleaned periodically. If the FOUR TRAX is ridden in dusty areas, the element must be cleaned at more frequent intervals than specified in the MAINTENANCE SCHEDULE.

To clean the filter element:

1. Remove the seat by pulling the lever (1).
2. Remove the four retainer clips (2) attaching the air cleaner case.
3. Remove the screws (3) and remove the air cleaner assembly from the frame.
4. Remove the filter element, wash it in non-flammable or high flash point solvent and allow it to dry thoroughly.



(1) Lever



(2) Retainer clips


### WARNING

\* *Never use gasoline or low flash point solvents for cleaning the air cleaner element. A fire or explosion could result.*

5. Soak the filter element in clean gear oil (SAE 80- $\text{SAE}90$ ) until saturated, then squeeze out the excess oil.
6. Reassemble by reversing the disassembly sequence.

### CAUTION:

\* *Do not twist the filter element when squeezing the filter element.*



(3) Screws