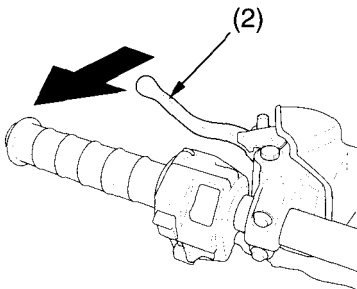


# Controls & Features

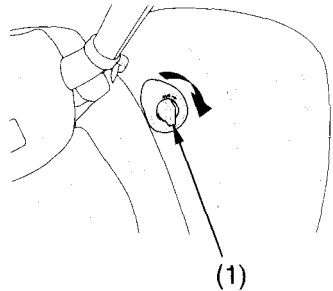
## Reverse Assist Knob

The reverse assist knob (1), located on the right fender, is used to shift into reverse. To operate, pull in the clutch lever/parking brake lever (2) with your ATV stopped. Leaving your left hand on the clutch lever/parking brake lever, remove your right hand from throttle and turn the reverse assist knob. While turning the reverse assist knob, depress the shift lever (3) to reach the reverse gear (below 1st gear). See *Riding in Reverse* page 54 .

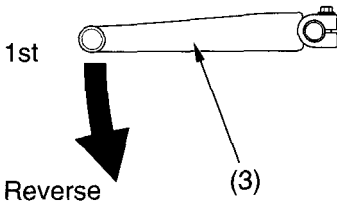
LEFT HANDLEBAR



RIGHT SIDE



LEFT SIDE



- (1) reverse assist knob
- (2) clutch lever/parking brake lever

- (3) shift lever