

# Starting & Stopping the Engine

---

Starting the engine after a stall during riding or after a fall:


1. Shift the transmission into neutral.
2. Push the hot start lever and kick-start the engine. (Do not open the throttle.)
3. As soon as the engine starts, release the hot start lever.


Starting the engine excessively charged with fuel by throttle blipping or other reasons:

1. Shift the transmission into neutral.
2. With the throttle fully opened, repeat kickstarter operation approximately 10 times very slowly to discharge excessive fuel from the engine.
3. Push the hot start lever and kick-start the engine (Do not open the throttle).
4. As soon as the engine starts, release the hot start lever.


## How to Stop the Engine

Normal Engine Stop

To stop the engine, make sure the transmission is in neutral, and turn the ignition switch OFF (  ).

The engine stop switch should normally remain in the RUN (  ) position even when the engine is OFF.

Emergency Engine Stop

To stop the engine in an emergency, use the engine stop switch. To operate, move the switch to either OFF (  ) position.