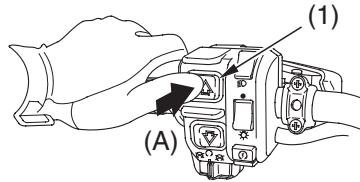


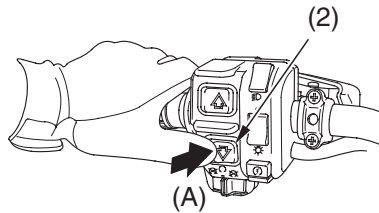


Shifting Gears

UPSHIFTING SEQUENCE



DOWNSHIFTING SEQUENCE





(1) upshift switch

(A) push

(2) downshift switch



Your ATV has five forward gears: 1, 2, 3, 4, and 5.

Two gearshift switches are located next to the left handlebar grip: upshift () and downshift ().

To upshift the transmission, press the upshift switch (1) once.

To downshift the transmission, press the downshift switch (2) once.

To select reverse, use the reverse selector knob (page 77).

After starting the engine and letting it warm up, follow these procedures:

1. With the transmission in neutral, release the parking brake, but continue squeezing the rear brake lever.
2. With the throttle closed, press the upshift switch once to shift into 1st gear.

74 Basic Operation & Riding

