





Starting & Stopping the Engine

How to Stop the Engine


Normal Engine Stop

To stop the engine, make sure the transmission is in neutral by checking that the neutral indicator lights, and turn the ignition switch OFF ().

The engine stop switch should normally remain in the RUN () position even when the engine is OFF.

If your ATV is stopped with the engine stop switch OFF () and the ignition switch ON (), the battery will discharge.

Emergency Engine Stop

To stop the engine in an emergency, use the engine stop switch. To operate, move the switch to either OFF () position.