

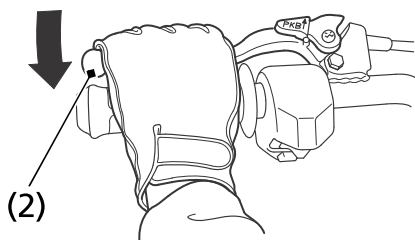
# Controls & Features

## Parking Brake

The lock lever (1) on the rear brake lever/parking brake lever (2) allows it to be used as a parking brake.

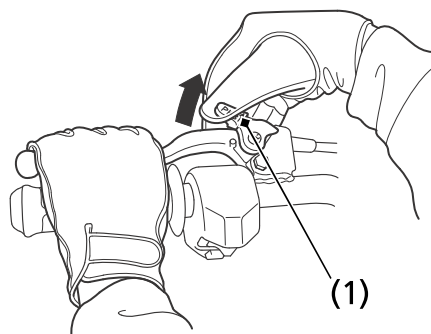
### LEFT HANDLEBAR

1. Squeeze the rear brake lever/parking brake lever.



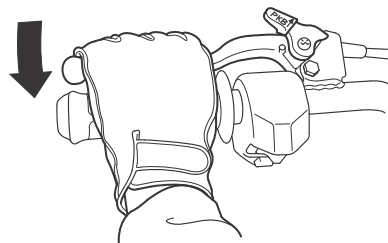
(2) rear brake lever/  
parking brake lever

2. Lock it with the lock lever.



(1) lock lever

3. Unlock the parking brake by squeezing the rear brake lever/parking brake lever until the lock lever releases.



## 34 Indicators & Controls