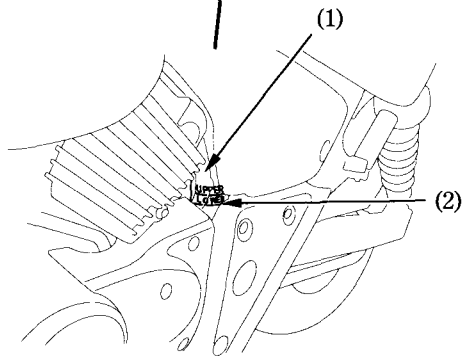



Inspection

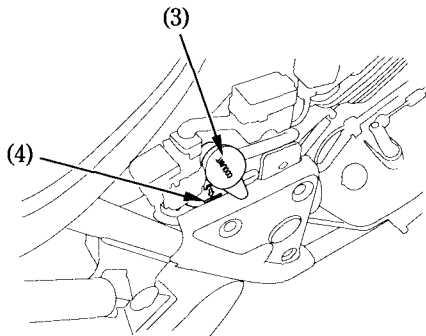
The reserve tank is behind the left side cover.



(1) Reserve tank

(2) LOWER level mark

Check the coolant level in the reserve tank (1) while the engine is at the normal operating temperature with the motorcycle in an upright position. If the coolant level is below the LOWER level mark (2), remove the right side cover (page 36) and the reserve tank cap (3). Add coolant mixture until it reaches the UPPER level mark (4). Do not remove the radiator cap.



(3) Reserve tank cap

(4) UPPER level mark