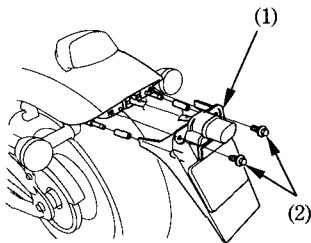
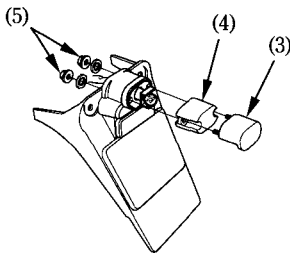


## License Light Bulb

1. Remove the rear fender (1) by removing the two bolts (2).
2. Remove the license light cover (3) and license light lens (4) by removing the two nuts (5).

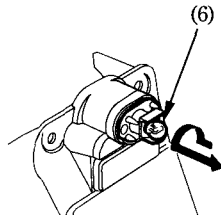


- (1) Rear fender  
(2) bolts



- (3) License light cover  
(4) License light lens  
(5) Nuts

3. Slightly press the bulb (6) and turn it counterclockwise.
4. Install a new bulb in the reverse order of removal.



- (6) Bulb