
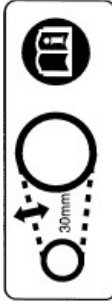






Labels

The following pages show the meanings and locations of the labels on your Cota. Others provide important safety information. Read this information carefully and don't remove the labels. If a label comes off or becomes hard to read, contact your dealer for a replacement. There is a specific symbol on each label. The meanings of each symbol and label are as follows.

1		<p>Tire information (2ED)</p> <ul style="list-style-type: none"> - Cold tire pressure (driver only) Front: 100kpa Rear: 100kpa
2		<p>Keep chain adjusted and lubricated</p> <ul style="list-style-type: none"> - 25-35 Mm (1.0 -1.4 In) Read owners manual
3		<p>Caution label</p> <ul style="list-style-type: none"> - For your protection always wear your helmet while riding. - Read owner's manual carefully - Petrol fuel containing up to 10% ethanol - Use unleaded gasoline, octane number 95 (RON) or higher.
4		<p>Radiator cap label</p> <ul style="list-style-type: none"> - Danger - Never open when hot. - Hot coolant will scald you. - Relief pressure valve begins to open at 1.1 Kg/cm².
5		<p>Safety label (4ED)</p> <p>(*) Depending on the final destination of the motorcycle</p>
6		<p>EC label</p>