









Items	Pre-ride Check ➔ P. 45	Frequency*1								Annual Check	Regular Replace	Refer to page
		× 1,000 km	1	6	12	18	24	30	36			
		× 1,000 mi	0.6	4	8	12	16	20	24			
Fuel Line				I	I	I	I	I	I	I		-
Fuel Level		I										34
Throttle Operation		I		I	I	I	I	I	I	I		75
Air Cleaner*2						R				R		54
Crankcase Breather*3				C	C	C	C	C	C	C		76
Spark Plug				I	R	I	R	I	R			61
Valve Clearance				I	I	I	I	I	I			-
Engine Oil		I		R	R	R	R	R	R	R	R	64
Engine Oil Strainer Screen						C		C		C		65
Engine Idle Speed				I	I	I	I	I	I	I		-
Drive Belt						I		R		I		-

### Maintenance Level

-  : Intermediate. We recommend service by your dealer, unless you have the necessary tools and are mechanically skilled. Procedures are provided in an official Honda Shop Manual.
-  : Technical. In the interest of safety, have your scooter serviced by your dealer.

### Maintenance Legend

- I** : Inspect (clean, adjust, lubricate, or replace if necessary)
- R** : Replace
- C** : Clean