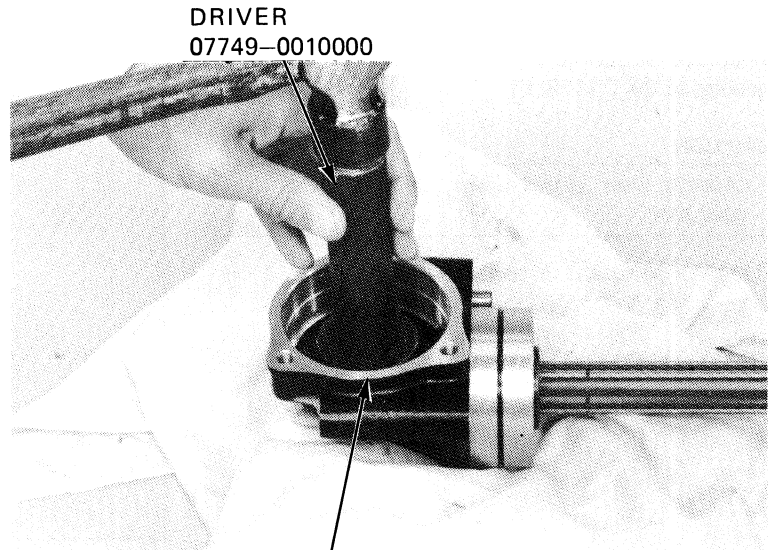


Drive a new bearing into the output gear case.




DRIVER
07749-0010000

ATTACHMENT, 42 x 47 mm 07746-0010300
PILOT, 15 mm 07746-0040300

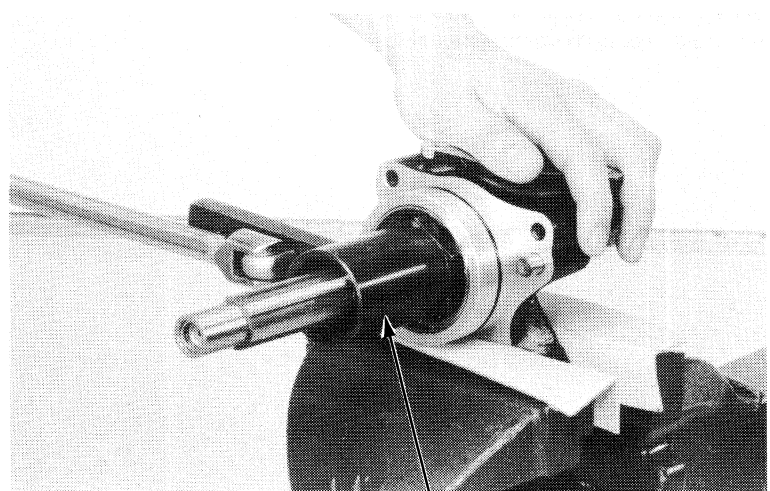
OUTPUT DRIVE GEAR DISASSEMBLY

Unstake the outer bearing race lock nut with a drill or grinder. Be careful that metal particles do not enter the bearing and the threads on the shaft are not damaged.



STAKE

Remove the outer bearing race lock nut and lock washer. Discard the lock nut.



LOCK NUT WRENCH, 30 x 64 mm
07916-MB00001 OR 07916-MB00000
AND 07916-HA0020A (U.S.A. only)