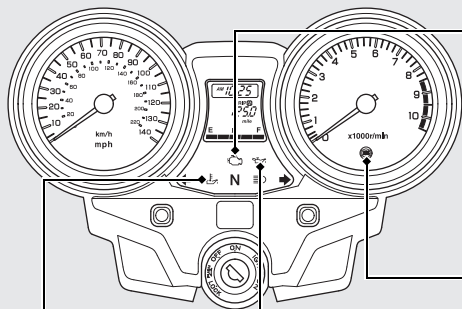




Indicators




High oil temperature indicator

Comes on briefly when the ignition switch is turned on with the engine stop switch in the  (Run) position.
If it comes on while engine running:  **P. 82**



PGM-FI (Programmed Fuel Injection) malfunction indicator lamp (MIL)

Comes on briefly when the ignition switch is turned on with the engine stop switch in the  (Run) position.

If it comes on while engine is running:

 **P. 83**



ABS (Anti-lock Brake System) indicator (CB1100A only)

Comes on when the ignition switch is turned on. Goes off when your speed reaches approximately 6 mph (10 km/h).

If it comes on while riding:  **P. 84**



Low oil pressure indicator

Comes on when the ignition switch is turned on. Goes off when the engine starts.

If it comes on while engine is running:

 **P. 83**