


Switches





 **Horn button**


 **Turn signal switch**


▶ Pressing the switch turns the turn signal off.

Headlight dimmer switch

-  : High beam
-  : Low beam

Engine stop switch

Should normally remain in the  (Run) position.

▶ In an emergency, switch to the  (Off) position to stop the engine.

 **Start button**

 **Hazard switch**

Switchable when the ignition switch is on. Can be turned off regardless of the ignition switch position.

▶ The signals continue flashing when the ignition switch is in the OFF or LOCK position after the hazard switch is on.