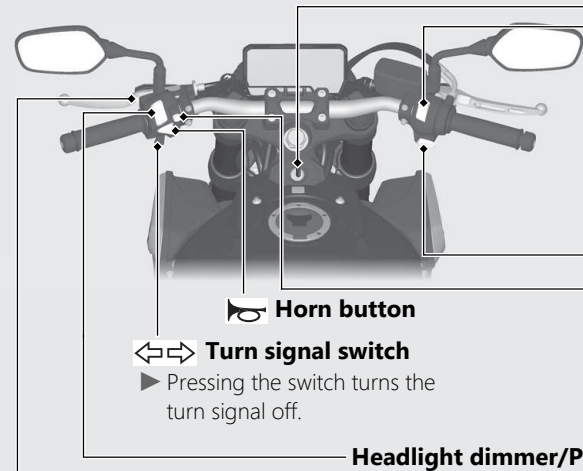



# Switches



## **Torque Control switch**

CB650RA only




Torque Control on/off.  **P.53**

## **Turn signal switch**


- ▶ Pressing the switch turns the turn signal off.


## **Horn button**

## **Headlight dimmer/Passing light control switch**

-  : High beam
-  : Low beam
-  **PASS** : Flashes the high beam headlight.

## **Engine stop switch**

Should normally remain in the  (Run) position.

- ▶ In an emergency, switch to the  (Stop) position (the starter motor will not operate) to stop the engine.

## **Start button**

## **Hazard switch**

Switchable when the ignition switch is in the ON position.