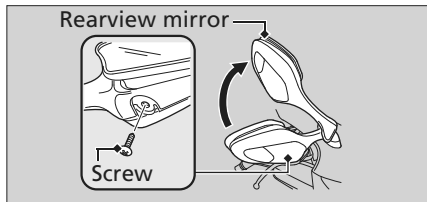
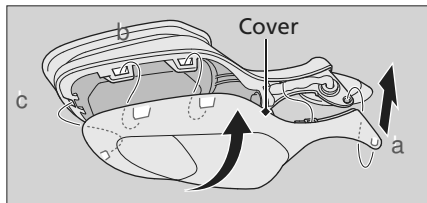


Front Turn Signal Bulb

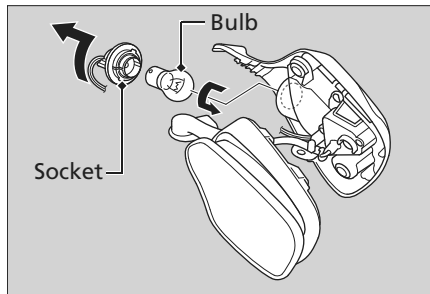
1. Remove the screw.
2. Fold the rearview mirror.



3. Remove the cover from the rearview mirror carefully in the procedure shown in the illustration.



4. Turn the socket counterclockwise and pull it out.
5. Slightly press the bulb in and turn it counterclockwise.



6. Install a new bulb in the reverse order of removal.
 - Use only the amber bulb.
7. Reinstall the cover and install the screw and tighten.

Torque: 0.7 lbf·ft (1.0 N·m, 0.1 kgf·m).