













# Maintenance Schedule

Items	Frequency*1								Regular Replace	Refer to page	
	× 1,000 mi	0.6	4	8	12	16	20	24			
	× 1,000 km	1.0	6.4	12.8	19.2	25.6	32.0	38.4			
Fuel Line					I		I		I		-
Throttle Operation					I		I		I		161
Air Cleaner *2						I			I		-
Spark Plug		Every 16,000 mi (25,600 km): I Every 32,000 mi (51,200 km): R									-
Valve Clearance							I				-
Engine Oil			R		R		R		R	1 Year	145
Engine Oil Filter			R				R				145
Engine Idle Speed					I		I		I		-
Radiator Coolant *4					I		I		I	3 Years	147
Cooling System					I		I		I		-
Secondary Air Supply System							I				-
Evaporative Emission Control System *3							I				-
Exhaust Gas Control Actuator Cable							I				-

## Maintenance Level

 : Intermediate. We recommend service by your dealer, unless you have the necessary tools and are mechanically skilled. Procedures are provided in an official Honda Service Manual (2 P. 217).

 : Technical. In the interest of safety, have your motorcycle serviced by your dealer.

## Maintenance Legend

I : Inspect (clean, adjust, lubricate, or replace, if necessary)

R : Replace

L : Lubricate