






Instruments *(Continued)*



DISPLAY

To Set the DISPLAY Menu

- 1 Select the "DISPLAY" menu on the main menu screen.  P.43
- 2 Select the menu by pressing the  (up) or  (down) button and press the  button.

To end the setting

Select the  (return) on the menu screen. The display returns to the "DISPLAY" menu on the main menu screen.

 Press the  button

 Press the  (up) button

 Press the  (down) button

"DISPLAY" is selected

