



To set the clock:


- 1 Turn the ignition switch on.
- 2 Press and hold the **MODE** and **RESET** buttons until the hour digits start flashing.



- 3 Press **RESET** button until the desired hour and AM/PM are displayed.
 - ▶ Press and hold to advance the hour fast.




- 4 Press **MODE** button. The minute digits start flashing.



- 5 Press the **RESET** button until the desired minute is displayed.

- ▶ Press and hold to advance the minute fast.



- 6 Press **MODE** button. The clock is set.
 - ▶ The time can also be set by turning the ignition switch off.
 - ▶ The display will stop flashing automatically and the adjustment will be cancelled if the button is not pressed for about 30 seconds.