

2 Changing of tachometer display mode:

2 Changing of tachometer display mode:

You can change the display mode of the tachometer.

Conventional display

Shows the engine RPM on the upper (1) and lower segments (2).

Full display

Shows the engine RPM on the upper (3) and lower segments (4). The upper and lower segments show the same range.

Shift up display

Shows the engine RPM on the lower segment (5).

Shows the setting range of the REV indicator on the upper segment (6).

Setting of REV indicators  **P.23**

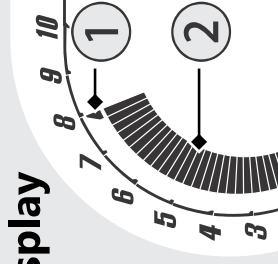
Peak hold display

Shows the engine RPM on the upper (7) and lower segments (8).

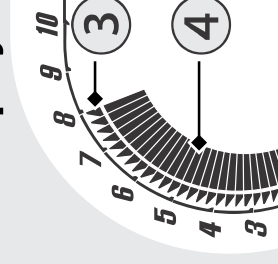
The upper segment keeps to show the maximum engine RPM temporarily.

Ex Engine revolutions per minutes
8,000 r/min (rpm)

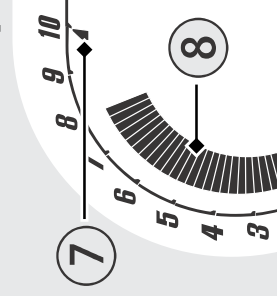
Conventional display



Full display



Peak hold display



Shift up display

