




Switches



Engine stop switch

Should normally remain in the  (Run) position.

▶ In an emergency, switch to the  (Off) position (the starter motor will not operate) to stop the engine.

Start button

Hazard switch

Switchable when the ignition switch is on. Can be turned to off regardless of the ignition switch position.



▶ The signals continue flashing when the ignition switch is in the OFF or LOCK position after the hazard switch is on.

Horn button

Turn signal switch

▶ Pressing the switch turns the turn signal off.

Headlight dimmer switch

-  : High beam
-  : Low beam