


# Switches





## ↔ Turn signal switch


- u Pressing the switch turns the turn signal off.


## 📢 Horn button

## Headlight dimmer/ Passing light control switch

-  : High beam
-  : Low beam
- **PASS** : Flashes the high beam headlight.

## Engine stop switch

Should normally remain in the  (Run) position.

- u In an emergency, switch to the  (Stop) position (the starter motor will not operate) to stop the engine.

## ⚠ Hazard switch

Switchable when the ignition switch is in the ON position. Can be turned to off regardless of the ignition switch position.

- u The signals continue flashing when the ignition switch is in the OFF position after the hazard switch is on.

## ⚡ Start button