

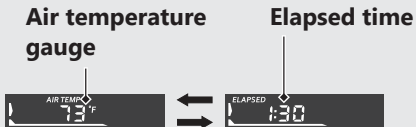


Elapsed time [ELAPSED]/Air temperature gauge [AIR] display

The **SEL**  (up) or the **SEL**  (down) button selects between the air temperature gauge and the elapsed time when this display is selected.



Air temperature gauge

Shows ambient temperature.

AC, II AC, IV AC type

Display range: 14 °F (-10 °C) to 122 °F (50 °C)

- Below 13 °F (-11°C): "---" is displayed
- Above 122 °F (50°C): 122 °F / 50°C flashes

CM, IV CM type

Display range: -10 °C (14 °F) to 50 °C (122 °F)

- Below -11°C (13 °F): "---" is displayed
- Above 50°C (122 °F): 50°C / 122 °F flashes

The temperature readout may be incorrect at low speeds due to reflected heat.

Elapsed time

Shows operating time since the engine was started.

Display range: 00:00 to 99:59 (hours:minutes)

- The elapsed time return to 00:00 when the readout exceeds 99:59.