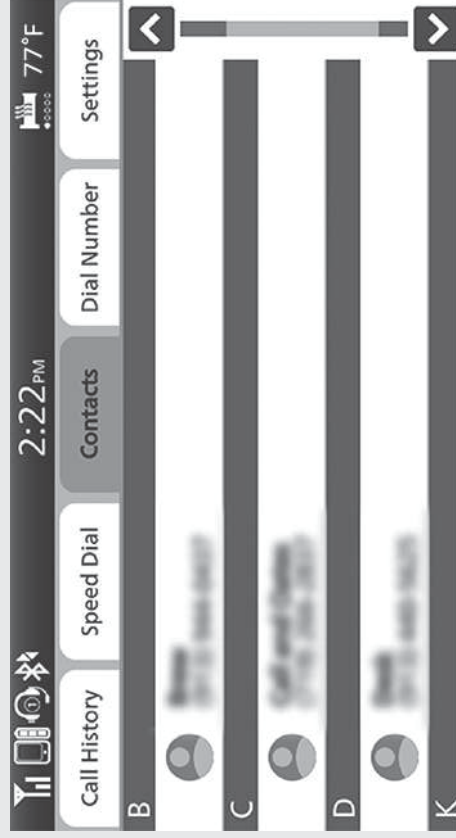




To Make a Call Using the Phonebook [Contacts]

This function is disabled while the vehicle is in motion.

- 1 Stop the vehicle.
- 2 Select [Contacts].
- 3 The phonebook is stored alphabetically. Select a name, and then press the **ENT** switch to set your selection.
- 4 Select the phone number you want to call, and then press the **ENT** switch.



- 5 To end the call, push forward the  voice control switch on the left handlebar.
 - ▶ The same action can be done by selecting [End Call] on the screen.
- 6 Return to the riding information, previous screen or Home screen. 

You can also perform the above settings by using the touch screen.