




Piston/Piston Rings/Piston Pin

14. Remove the cylinder head hanger bolts (9).
Remove the cylinder head hanger plate bolts (10), left cylinder head hanger plate (11) and right cylinder head hanger plate (12).



- (9) cylinder head hanger bolts
(10) cylinder head hanger plate bolts
(11) left cylinder head hanger plate
(12) right cylinder head hanger plate

15. Remove the cylinder head bolts (13).
16. Loosen the cylinder bolt (14).




- (13) cylinder head bolts
(14) cylinder bolt

17. Remove the cylinder head stud bolts/washers (15) and cylinder head (16).
Loosen the nuts in a crisscross pattern in two or three steps.

NOTICE

Do not let the nuts, washers, valve lifters, shims, and cam chain fall into the crankcase.



- (15) cylinder head stud bolts/washers
(16) cylinder head