










Optional Parts List

These parts and tools may be ordered from your authorized dealer.

FRAME	Remarks
Driven sprocket Standard	< >: Drive chain links 49 Teeth, Aluminum. <116>
Optional	48 Teeth, Aluminum 50 Teeth, Aluminum
Driven chain size/link	DID520DMA4-120RB RK520TXZ-120RJ
Handlebar lower holder Standard	3 mm offset
Optional	no offset

TOOLS	Remarks
Pin spanner A 	To adjust spring preload. (two spanners required)
Workstand 	For maintenance
Air gauge	For checking tire air pressure

FRAME	Remarks
Shock spring Standard	296.9 lbf/in (52.0 N/mm)  No mark (factory products) or  Blue paint (aftermarket parts)
Optional Softer	285.5 lbf/in (50.0 N/mm)  White paint
Stiffer	307.7 lbf/in (53.9 N/mm)  Red paint
Fork spring Standard	26.20 lbf/in (4.59 N/mm)  2 scribe marks
Optional Softer	25.12 lbf/in (4.4 N/mm)  No mark
Stiffer	27.41 lbf/in (4.8 N/mm)  3 scribe marks

The standard fork spring and shock spring mounted on the motorcycle when it leaves the factory are not marked. Before replacing the springs, be sure to mark them so they can be distinguished from other optional springs.