


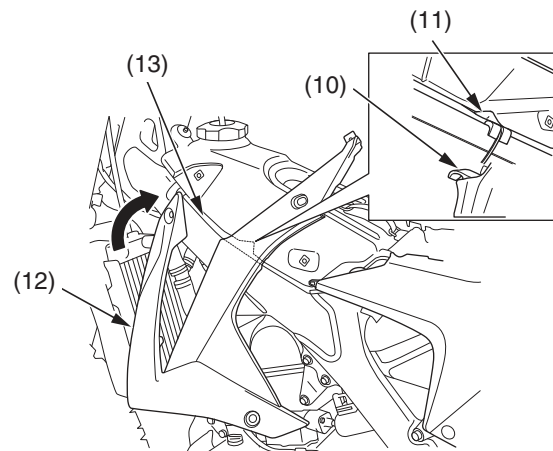
Fuel Tank

- Put the breather tube (7) in the steering stem nut (8).
- Remove the hose clamp (9) from the breather tube.



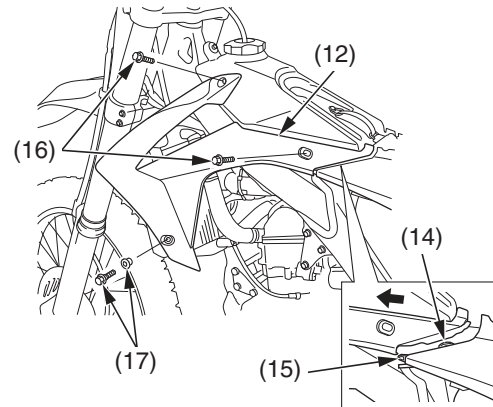
(7) breather tube
(8) steering stem nut
(9) hose clamp

- Align the shroud hooks (10) with the recesses (11) of the fuel tank.
- Turn the shrouds (12) and hook them onto the frame (13).



(10) shroud hooks
(11) recesses
(12) shrouds
(13) frame

- Slide the shrouds (12) toward the rear so that the shroud tabs (14) and the tabs on the air cleaner housing covers (15) are aligned.
- Install the shroud B bolts (16), collars and shroud A bolts (17).
Tighten the shroud B bolts to the specified torque:
3.8 lbf-ft (5.2 N-m, 0.5 kgf-m)



(12) shrouds
(14) shroud tabs
(15) air cleaner housing cover tabs
(16) shroud B bolts
(17) collars and shroud A bolts

- Install the seat ([page 33](#)).