



Exhaust Pipe/Muffler

7. Tighten the right muffler mounting B bolt (8) and right muffler mounting A bolt (10) to the specified torque:
19 lbf·ft (26 N·m, 2.7 kgf·m)




(8) right muffler mounting B bolt
(10) right muffler mounting A bolt

8. Remove the gasket (12).
9. Install a new gasket onto the right muffler (4).



(4) right muffler
(12) gasket (new)

10. Install the left muffler (13).
11. Install the left muffler mounting bolt (14) and washer (15).
Tighten the left muffler mounting bolt to the specified torque:
19 lbf·ft (26 N·m, 2.7 kgf·m)




(13) left muffler
(14) left muffler mounting bolt
(15) washer

12. Tighten the left muffler clamp bolt (16) to the specified torque:
15 lbf·ft (20 N·m, 2.0 kgf·m)



(16) left muffler clamp bolt

13. Install the air cleaner housing covers (17) and side covers (18), and then tighten the bolts (19) to the specified torque.
7 lbf·ft (10 N·m, 1.0 kgf·m)



(17) air cleaner housing covers
(18) side covers
(19) bolts

14. Install the seat ([page 33](#)).