


## Fork Oil Adjustment

1. Remove the front suspension (page 103).
2. Disassemble the fork outer tube (page 105).
3. Disassemble the fork damper (page 110).

Fork Oil Capacity:

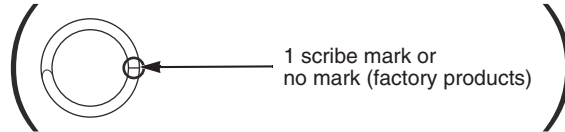
(CRF250R)

Standard 27.4 lbf/in (4.8 N/mm) Fork Spring



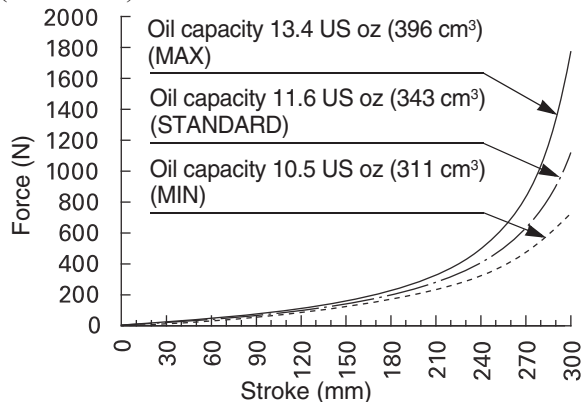
(CRF250RX)

Standard 26.3 lbf/in (4.6 N/mm) Fork Spring

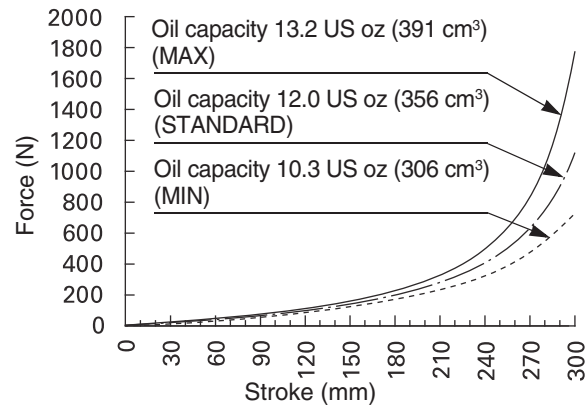


Standard oil capacity	CRF250R	11.6 US oz (343 cm <sup>3</sup> )	
	CRF250RX	12.0 US oz (356 cm <sup>3</sup> )	
Maximum oil capacity	CRF250R	13.4 US oz (396 cm <sup>3</sup> )	Slightly stiffer as it nears full compression.
	CRF250RX	13.2 US oz (391 cm <sup>3</sup> )	
Minimum oil capacity	CRF250R	10.5 US oz (311 cm <sup>3</sup> )	Slightly softer as it nears full compression.
	CRF250RX	10.3 US oz (306 cm <sup>3</sup> )	

Example: Front fork characteristics when a standard spring (CRF250R)

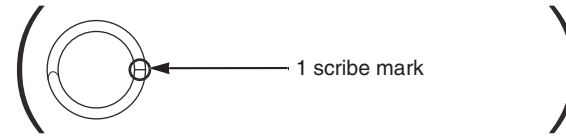


(CRF250RX)



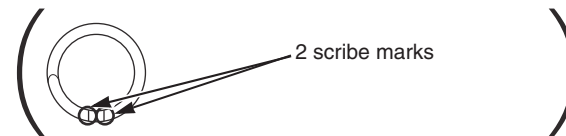
(CRF250R)

Optional Soft 26.3 lbf/in (4.6 N/mm) Fork Spring



(CRF250RX)

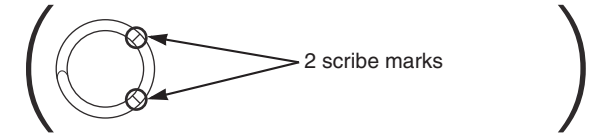
Optional Soft 25.1 lbf/in (4.4 N/mm) Fork Spring



Standard oil capacity	CRF250R	11.5 US oz (341 cm <sup>3</sup> )	
	CRF250RX	12.2 US oz (361 cm <sup>3</sup> )	
Maximum oil capacity	CRF250R	13.3 US oz (394 cm <sup>3</sup> )	Slightly stiffer as it nears full compression.
	CRF250RX	13.4 US oz (396 cm <sup>3</sup> )	
Minimum oil capacity	CRF250R	10.5 US oz (309 cm <sup>3</sup> )	Slightly softer as it nears full compression.
	CRF250RX	10.5 US oz (310 cm <sup>3</sup> )	

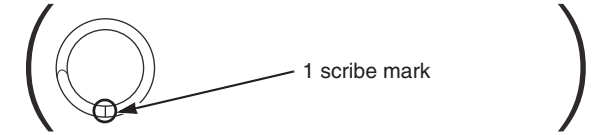
(CRF250R)

Optional Stiff 28.6 lbf/in (5.0 N/mm) Fork Spring



(CRF250RX)

Optional Stiff 27.4 lbf/in (4.8 N/mm) Fork Spring



Standard oil capacity	CRF250R	11.4 US oz (338 cm <sup>3</sup> )	
	CRF250RX	12.1 US oz (358 cm <sup>3</sup> )	
Maximum oil capacity	CRF250R	13.2 US oz (391 cm <sup>3</sup> )	Slightly stiffer as it nears full compression.
	CRF250RX	13.3 US oz (393 cm <sup>3</sup> )	
Minimum oil capacity	CRF250R	10.3 US oz (306 cm <sup>3</sup> )	Slightly softer as it nears full compression.
	CRF250RX	10.4 US oz (308 cm <sup>3</sup> )	

4. Assemble the fork damper (page 115).
5. Refilling the fork oil (page 106).
6. Install the front suspension (page 107).