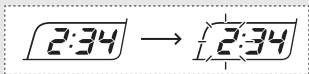


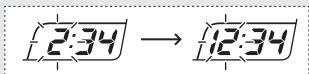
Instruments *(Continued)*

1 To set the clock:

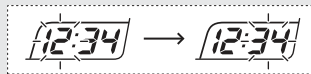
- 1 Turn the ignition switch to the **I** (On) position.
- 2 Press and hold the **SEL** button and the **SET** button until the hour digits start flashing.



- 3 Press the **SEL** button until the desired hour is displayed.
 - ▶ Press and hold to advance the hour fast.



- 4 Press the **SET** button. The minute digits start flashing.



- 5 Press the **SEL** button until the desired minute is displayed.
 - ▶ Press and hold to advance the minute fast.

