



Ignition Switch

Switches the electrical system on/off, locks the steering.

- ▶ Key can be removed when in the  (Off) or  (Lock) position.

Steering Lock:  **P.28**

(On)

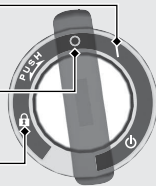
Turns electrical system on for starting/riding.

(Off)


Turns engine off.

(Lock)


Locks steering.



Rear ABS switch **CRF250RLA**

Switches the ABS function on the rear wheel on/off.  **P.29**

Engine stop switch

Should normally remain in the  (run) position.

- ▶ In an emergency, switch to the  (Off) position (the starter motor will not operate) to stop the engine.

Start button

Headlight turns off when operating the starter motor.