









## Helpful Information

Indication	Explanation	Remedy
	Appears when pressing the Walking Speed mode switch without applying the brake.	Before pressing the Walking Speed mode, apply the brake. For more information, refer to "Walking Speed mode."  P.115
	Appears when pressing the start button without applying the brake while the transmission is in gear.	Before pressing the start button, put the gear to Neutral (N indicator comes on) or Apply the brake lever. For more information, refer to "Starting the Engine."  P.110

## System Information

Indication	Explanation	Remedy
	Appears when communication between your motorcycle and Honda SMART Key is interrupted after turning on the electrical system.	Refer to "When the Honda SMART Key System Does Not Operate Properly."  P.184
	Appears when the battery of Honda SMART Key is weak.	Refer to "Replacing the Honda SMART Key Battery."  P.170