




Switches


Center Panel

Interface dial (ENTER)


- Rotate  (Interface dial) or move  in the eight possible directions to select the available choices.
- Press  (Enter) to set your selection.

Basic Operations: P. 24

(Home) button

Press to return to the Home screen.  P. 24


SEL button

Press to move the cursor on the INFO 1 display.  P. 34


(Handle grip heater) button

Press to adjust the handle grip heater level.  P. 131


AUDIO button

Press to switch the audio output source.  P. 71



INFO button

Press to display the information bar on the multi-information display.  P. 25



(Back) button

Press to return the previous screen.  P. 24

SET button

Press to select the desired display  P. 34 or to reset the tripmeter.  P. 36

(Rider seat heater) button

 GL1800/D/DA
Press to adjust the rider seat heater level.  P. 132

