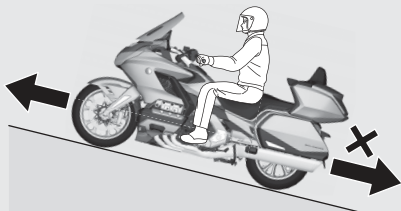



Hill Start Assist


The Hill Start Assist (HSA) temporarily keeps the motorcycle from rolling backward (or forward) if the brake lever or pedal is released when stopped on an incline such as a hill or parking lot slope. Brake hydraulic pressure is maintained for about 3 seconds after releasing the brake lever or pedal. This helps keep the motorcycle from rolling backward (or forward) when first opening the throttle grip, thereby assisting smooth movement and lessening the burden placed on the rider.

HSA is not a replacement for the parking brake.



Hill start assist (HSA) indicator



 Hill start assist (HSA) indicator: Comes on in white when the HSA is ready to work, and flashes while the HSA is working.

The HSA is activated in the following conditions:

- Combined ABS indicator goes off
- Motorcycle is stopped completely
- Throttle grip is closed
- Clutch lever is pulled **GL1800/B**
- Transmission is in gear (**N**) indicator goes off)
- Side stand is retracted

Activating the HSA

To activate the HSA, squeeze the brake lever quickly until the Hill start assist (HSA) indicator comes on in white and hold the brake lever.

Releasing the HSA

GL1800BD/D/DA

To start the motorcycle, release the brake lever and gently open the throttle. (The HSA works about 3 seconds after releasing the brake lever)

GL1800/B

To start the motorcycle, release the brake lever, and then open the throttle grip while releasing the clutch lever. (The HSA works about 3 seconds after releasing the brake lever)

If you lower the side stand or shift the transmission to neutral while the HSA is working, the HSA will be cancelled.

HSA may not prevent the motorcycle from rolling backward (or forward) if the motorcycle is on a steep slope.

If the Hill start assist (HSA) indicator comes on in amber while riding

 **P.178**