

### Passenger seat



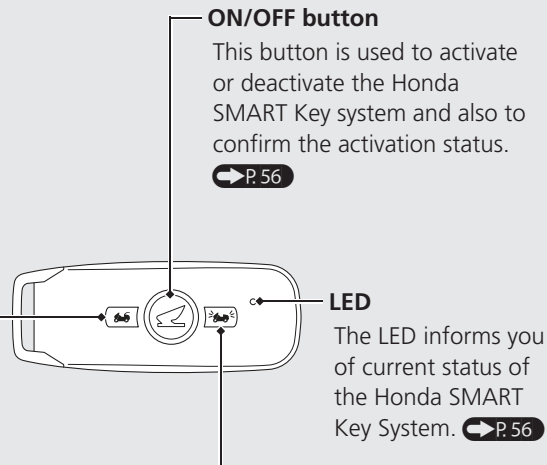
#### (Passenger seat heater) switch

GL1800/D/DA

Turn to adjust the passenger seat heater level.

 P.135

### Honda SMART Key




#### ON/OFF button



This button is used to activate or deactivate the Honda SMART Key system and also to confirm the activation status.

 P.56


#### LED

The LED informs you of current status of the Honda SMART Key System.  P.56

#### UNLOCK button

Press this button to unlock the travel trunk (GL1800/D/DA), saddlebags  P.128 and fairing pocket.  P.129

#### Answer back button

When pressing and holding the button with the electrical system off, your motorcycle informs you of its location by flashing the turn signal lights and sounding the horn.  P.59