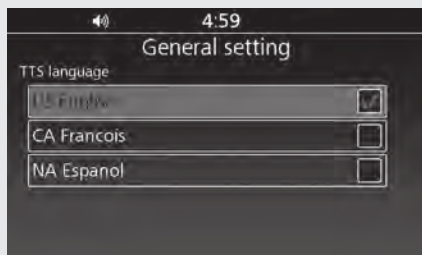


Audio System *(Continued)*

TTS Language

Changes the TTS (text-to-speech) language.



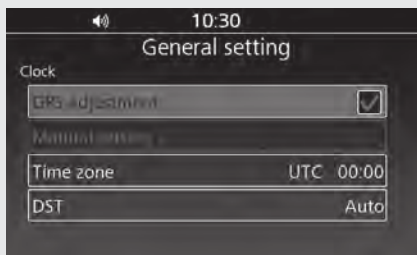
- 1 Select [TTS language], and then press or **ENT** switch.
- 2 Rotate or press \blacktriangle / \blacktriangledown on the 4-way key switch to select the TTS language to use the navigation, and then press or **ENT** switch to set your selection.
- 3 Return to the previous screen or the Home screen. **P.24**

Available languages: [US English]/
[CA Francois]/[NA Espanol]

Default: [US English]

Clock

The audio system receives signals from GPS satellites, updating the clock automatically. You can also adjust the clock manually.

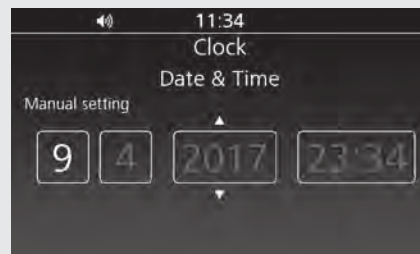


To enable/disable GPS adjustment function:

- 1 With [GPS adjustment] selected, press or **ENT** switch to select (enable) or deselect (disable) the function.
- 2 Return to the previous screen or the Home screen. **P.24**

Default: On (selected)

To adjust the clock manually:



- 1 Select [Manual setting], and then press or **ENT** switch.
- 2 The month section is selected. Rotate or press \blacktriangle / \blacktriangledown on the 4-way key switch until the desired month is displayed. Move or press \blacktriangleright on the 4-way key switch to set the month. The selection move to the day section.
- 3 Rotate or press \blacktriangle / \blacktriangledown on the 4-way key switch until the desired day is displayed. Move or press \blacktriangleright on the 4-way key switch to set the day. The selection move to the year section.
- 4 Rotate or press \blacktriangle / \blacktriangledown on the 4-way key switch until the desired year is displayed. Move or press \blacktriangleright on the 4-way key switch to set the year. The selection move to the hour section.